

Not a mirage,
just flawless
workflow.

G line

Efficiency and performance at their top.
8 roller sizes and countless variants for a non-stop productivity.

G 14.25

G 15.35

G 18.35


G 21.35

G 26.35

G 21.50

G 26.50

G 32.50



GMP. WE KNOW HOW

Unmatched finish & superior performance

01 Unmatched Finish

G.line delivers an extremely high-quality ironing finish thanks to a specifically developed pressure roller. GMP solution allows treating a wide variety of fabrics: it guarantees at same time the pressure needed to obtain a perfectly smooth result, and a delicate treatment of the sensitive fabrics such as silk, satin and embroidered textiles. Ideal to treat also composite table linen (ex. polyester on one side and cotton on the other). Meta Aramid detaching linen ribbons sewed with Meta Aramid wire leave no marks on the linen, and are extremely resistant to wear and tear.

02 Double Temperature Sensors

The best and most accurate temperature control system available, with 2 sensors monitoring the temperature across the whole ironing surface. GMP exclusive system avoids fluctuation, automatically cutting off the heating when unbalances or limit temperatures are detected by the sensors. Concrete benefits:

- Protects textiles and ironing belts: no scorching.
- Avoids waste of energy.

03 Maintenance-Free Rollers

Instead of padding belts draft rollers with rubber, GMP has opted for installing padding-free rollers. The knurling process on the rollers metal surface replaces the rubber function, granting the grip necessary for a homogeneous belts traction. At same time, GMP solution eliminates ironer downtime due to sudden rubber peeling and with it one of the most frequent maintenance operations on a drying ironer.

04 Strongly Built, Into The Smallest Details

In designing G.line, GMP has privileged a strong construction granting a smooth and trouble free operation over the years. Oversized components and high quality materials choice characterize this ironers line, which has been developed for efficiency and performance.

05 Mirror Polished Cylinder

GMP uses prime quality seamless cylinders, which are completely processed inside GMP factory for the best quality control over the heart of the ironer. Mirror polishing is carried out with a particular care to obtain a perfectly smooth surface for best ironing results.

Highlights

STRONG AND ROBUST DESIGN FOR LONG LIFESPAN

STRONG EPOXY-PAINTED WELDED STRUCTURE

HIGH-TEMPERATURE RESISTANT META ARAMID IRONING BELTS

FREQUENCY CONTROLLED VARIABLE IRONIG SPEED

DOUBLE TEMPERATURE SENSORS (FROM G18.35 UPWARDS)

AUTOMATIC COOL-DOWN SYSTEM

FRONT LINEN FEEDING AND RETURN

DEDICATED USER VIDEO TUTORIALS

SUITABLE FOR MARINE USE

06 Patented Titanium-Steel Burner

Gas heated models use a very efficient burner, which has been entirely developed by GMP for the specific use on a flatwork ironer (patented solution), offering an extremely precise temperature control. GMP solution is easy to install and service, and extremely reliable.

07 User Friendly Control Panel

Large, simple and extremely easy to understand. Be free to set the ideal ironing speed and temperature for a wide variety of fabrics and humidity grades. Smart diagnostics on display.

08 Easy Access to Components

G.line has been designed looking at the maximum ease of access to all the components for ordinary maintenance purpose.

09 Foot pedal

Stops the roller rotation and leave your hands free to adjust the linen in the feeding process.


10 Steam Extraction: Air-Blades (G.25 and G.35)

The "air blades" system grants an extra-efficient steam extraction compared to the traditional pipes with round holes, thanks to wider suction surface. It limits at the same time the volume of lint being able to reach the motors, reducing maintenance operations frequency.

11 Steam Extraction: SKS System (G.50)

A specially designed, extra-wide suction hood efficiently collects the steam flow generated during the ironing process and conveys it into the extraction piping:

- No heat dispersion: because of its special design, the hood will extract only the humidity (steam) without affecting the temperature of the cylinder, eliminating heat dispersions and thus saving on energy costs.
- Shorter drying times: thanks to the extra-wide extraction surface, water will evaporate very quickly from the linen and the belts, allowing working at higher ironing speed.
- Extremely silent.




A complete choice for every business

G 21.50 G 26.50 G 32.50
High performance (80-145 kg/h)



Usable Roller Width	From 210 to 320
Feeding	Rotating Feeding Belts
Temperature Control	2 Sensors + Safety Thermostat
Frequency Controlled Variable Ironing Speed	✓
Automatic Cool-Down	✓
Maintenance-Free Belts Draft Roller	✓
Steam Extraction System	SKS - Steam Extraction Hood (GMP Exclusive Solution)
Cylinder Support System	Floating Support System, With 4 Rollers Each Side (GMP Exclusive Solution)
Sewed Meta-Aramid Detaching Linen Ribbons	✓
Cylinder Surface	Choose: Polished or Anti-Corrosion Chrome Treatment (Guaranteed 3 years)
Available Heating Types	Electric, Gas, Indirect Steam

G 15.35 G 18.35 G 21.35 G 26.35
Medium/high performance (40-70 kg/h)



From 148 to 258 cm
Rotating Feeding Belts
2 Sensors (1 for G15.35) + Safety Thermostat
✓
✓
✓
Air Blades
Bars
✓
Choose: Polished or Anti-Corrosion Chrome Treatment (Guaranteed 3 years)

Electric, Gas, Indirect Steam

G 14.25
Medium performance (25 kg/h)



145 cm
Aluminium Table
1 Sensor + Safety Thermostat
✓
✓
✓
Air Blades
Bars
✓
Choose: Polished or Anti-Corrosion Chrome Treatment (Guaranteed 3 years)

Electric, Gas



Small business looking for a drying ironer?

G 14.25 is the answer

.....

Outstanding finish,
super performance
& affordable investment.

.....

Extra-wide contact surface for super performance

G14.25 features a 35% wider contact surface between the linen and the roller compared to similar models on the market. This boosts the productivity up to 25 kg/h, resulting in 20 tons of ironed linen more every year! (250 working days, 8 hours/day shifts).

A true drying ironer

G14.25 irons and dries in one single passage single-layer textiles straight out from the high-spin washer extractor (1000 rpm; 50% residual moisture). Processing time is significantly reduced, bringing further saving on utilities and labour.

Ironing king-size with excellent finish

Although G14.25 "only" features a roller width of 1.45 mt, it can process almost any kind of linen, up to the king size bed sheets. This model grants an excellent finish on any fabric type, including the delicate or difficult to treat ones, such as linen, table cloths with embroideries or made of composite fabrics (like polyester on one side and cotton on the other) as well as duvet covers.

Efficient temperature control, low consumption

Thanks to the extremely precise temperature control achieved, heating power needed for electrically heated version is just below 14 kW, while gas heated version only needs 1,05 kg/h of LPG for the same performances.



A guaranteed quality choice



CHROMED CYLINDER

Hygiene and long-term saving
with the wax-free anti-corrosion chrome coating

Linen destined to come in contact with food or human skin should not be contaminated by oxidation products that inevitably form on the surface of a polished cylinder. Opting for a chromed cylinder is almost a must in a modern world. And advantages are numerous:

- **MAXIMUM HYGIENE**
Laboratory tests have demonstrated that chromed surfaces are ideal to grant the maximum hygiene, and new researches proved they grant an even better resistance to bacterial growth than stainless steel.
- **LESS MAINTENANCE**
Chromed cylinder reduces ordinary maintenance costs: it is no more necessary to apply wax daily or weekly. Preventive maintenance costs are completely cut: no waxing is required during seasonal shutdowns of the laundry, no periodical exhaust motors and piping cleaning from wax residuals needed.
- **BETTER IRONING QUALITY AND LONGER LASTING**
Ironing quality improves thanks to the smoother cylinder surface guaranteed by the chrome coating. Output remains constant over the years, thanks to belts maintaining their transpiration capacity: wax makes them impermeable, indeed. Moreover, lifespan of the belts and of the pressure roller covering considerably extends thanks to being submitted to less frictions.

Hard chrome coating is guaranteed 3 years against corrosion and is available for all G.line models.

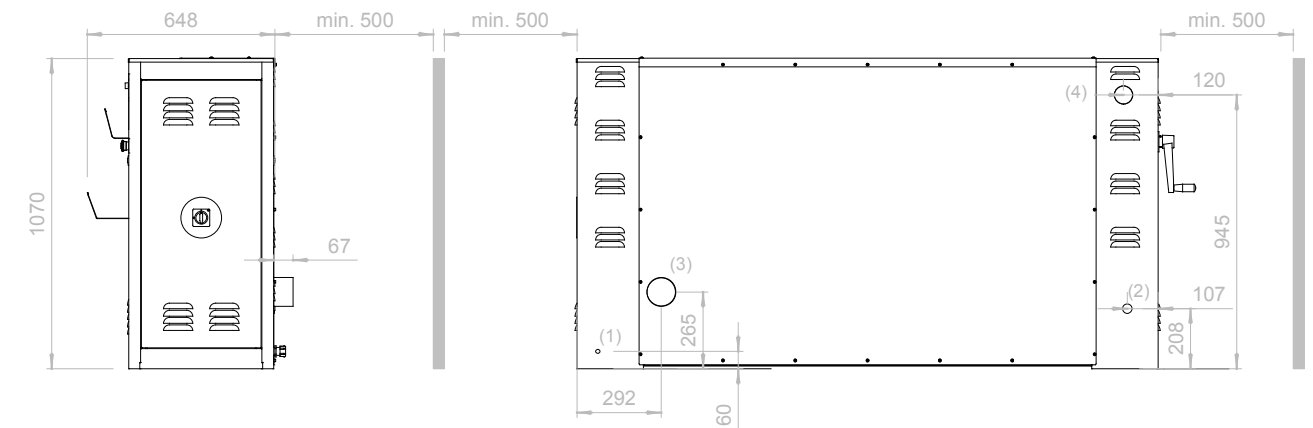


Technical data & installation information

		G14.25	G15.35	G18.35	G21.35	G26.35
Cylinder Dimensions		1450 x Ø270 mm	1480 x Ø325 mm	1800 x Ø325 mm	2100 x Ø325 mm	2580 x Ø325 mm
Supply Tension *						
Electric		V.400/3N/50Hz	V.400/3N/50Hz	V.400/3N/50Hz	V.400/3N/50Hz	V.400/3N/50Hz
Gas/Steam		V.230/1/50Hz	V.230/1/50Hz	V.230/1/50Hz	V.230/1/50Hz	V.230/1/50Hz
HEATING SOURCE						
Electric	Heating Power	13,8 kW	20,7 kW	24,3 kW	27 kW	34,2 kW
Gas	Thermal Power	13,6 kW	22 kW	25,6 kW	27 kW	33,5 kW
	Gas Consumption Nat. Gas	1,44 m³/h	2,26 m³/h	2,71 m³/h	2,82 m³/h	3,53 m³/h
	Gas Consumption LPG	1,05 kg/h	1,8 kg/h	2,02 kg/h	2,2 kg/h	2,5 kg/h
Steam	Average Consumption	n/a	19 kg/h	22 kg/h	26 kg/h	32 kg/h
MOTOR(S)						
Electric/Steam		0,26 kW	1 kW	1 kW	1 kW	1 kW
Gas		0,32 kW	1,2 kW	1,2 kW	1,2 kW	1,2 kW
TOTAL ABSORPTION						
Electric		V.400/3: 21 A	V.400/3: 31 A	V.400/3: 37 A	V.400/3: 41 A	V.400/3: 50,5 A
Gas/Steam		V.230/1: 2,2 A	V.230/1: 5 A	V.230/1: 5 A	V.230/1: 5 A	V.230/1: 5 A
Ironing Speed, Variable		0,8 ÷ 3 m/min	1,6 ÷ 5 m/min	1,6 ÷ 5 m/min	1,6 ÷ 5 m/min	1,6 ÷ 5 m/min
Steam Extraction		280 m³/h	280 m³/h	280 m³/h	280 m³/h	280 m³/h
Fumes Extraction		100 m³/h	140 m³/h	140 m³/h	140 m³/h	140 m³/h
Hourly Production (Recommended Moisture 50%)		25 kg	43 kg	50 kg	56 kg	75 kg
Ironer Dimensions (wxdxh)		2010x510x1080 mm	2010x550x1100 mm	2340x550x1100 mm	2740x550x1100 mm	3140x580x1150 mm
Packing Dimensions (wxdxh)		2130x690x1300 mm	2140x730x1560 mm	2490x730x1560 mm	2890x730x1560 mm	3290x730x1560 mm
Weight, Gross/Net		360/310 kg	497/450 kg	540/490 kg	602/548 kg	700/635 kg

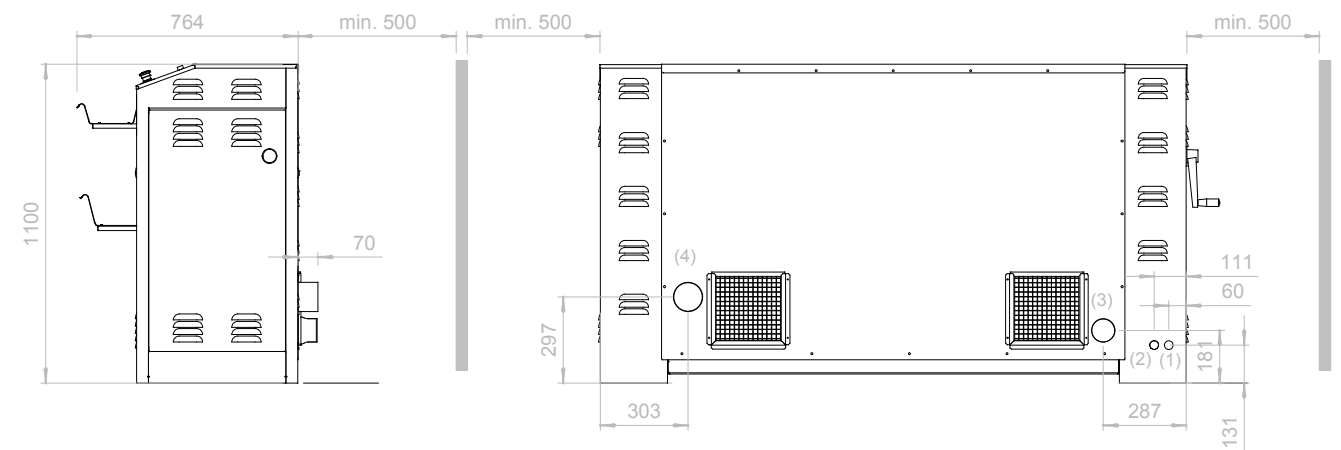
* DIFFERENT VOLTAGES THAN INDICATED AVAILABLE ON OPTION, PLEASE CONTACT OUR SALES OFFICES

CHARACTERISTICS AND DATA ARE NOT BINDING AND CAN BE SUBJECT TO CHANGE WITHOUT NOTICE.

G14.25

- (1) ELECTRICAL CONNECTION (PG21)
- (2) GAS CONNECTION (G 1/2" M)
- (3) STEAM EXHAUST Ø78 mm
- (4) FUMES EXHAUST Ø80 mm (only gas heated models)

G35

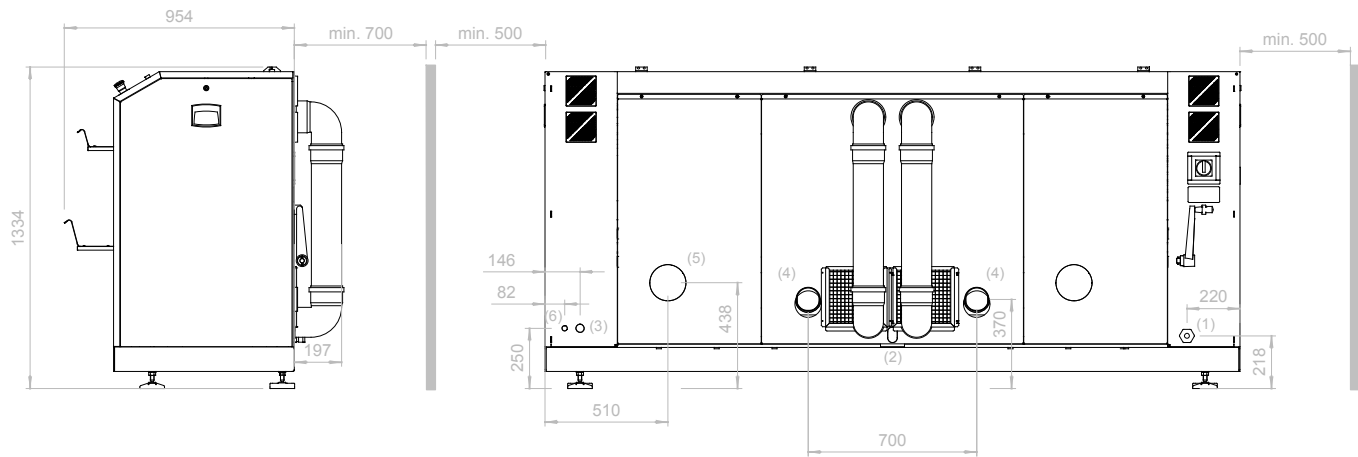


- (1) ELECTRICAL CONNECTION (PG21)
- (2) GAS CONNECTION (G 1/2" M)
- (3) STEAM EXHAUST Ø80 mm
- (4) FUMES EXHAUST Ø100 mm (only gas heated models)

		G21.50	G26.50	G32.50
Cylinder Dimensions		2100 x Ø500 mm	2580 x Ø500 mm	3200 x Ø500 mm
Supply Tension *		V.400/3N/50Hz	V.400/3N/50Hz	V.400/3N/50Hz
HEATING SOURCE				
Electric	Heating Power	45 kW	57 kW	66 kW
Gas	Thermal Power	54 kW	67 kW	95,2 kW
	Gas Consumption Nat. Gas	5,7 m³/h	7 m³/h	10 m³/h
	Gas Consumption LPG	4,3 kg/h	5,3 kg/h	7,5 kg/h
Steam	Average Consumption	50 kg/h	70 kg/h	90 kg/h
MOTOR(S)				
Electric/Steam		1,6 kW	1,6 kW	1,6 kW
Gas		2,7 kW	2,7 kW	2,7 kW
TOTAL ABSORPTION				
Electric		69 A	85 A	98 A
Gas/Steam		5 A	5 A	5 A
Ironing Speed, Variable		1,6 ÷ 8 m/min	1,6 ÷ 8 m/min	1,6 ÷ 8 m/min
Steam Extraction		740 m³/h	740 m³/h	740 m³/h
Fumes Extraction		1200 m³/h	1200 m³/h	1200 m³/h
Hourly Production (Recommended Moisture)		75 kg/h el 85 kg/h gas 95 kg/h steam @4bar	95 kg/h el 110 kg/h gas 115 kg/h steam @4bar	120 kg/h el 135 kg/h gas 145 kg/h steam @4bar
Ironer Dimensions (wxdxh)		2880x750x1290 mm	3280x750x1290 mm	3880x750x1290 mm
Packing Dimensions (wxdxh)		2990x920x1600 mm	3390x920x1600 mm	4190x920x1600 mm
Weight, Gross/Net		1288/1200 kg	1413/1320 kg	1800/1700 kg

* DIFFERENT VOLTAGES THAN INDICATED AVAILABLE ON OPTION, PLEASE CONTACT OUR SALES OFFICES

G50




- (1) ELECTRICAL CONNECTION
(PG13.5 for gas and steam heated models; PG36 for electric heated models)
(2) GAS CONNECTION (G 1" M)
(3) STEAM CONNECTION (G 1" M)

- (4) STEAM EXHAUST Ø100 mm
(5) FUMES EXHAUST Ø120 mm (only gas heated models)
(6) CONDENSATE EXIT G 1/2" M (only steam heated models)

G 32.35

Higher productivity. Lower investment.



Need to iron large bed sheets without folding at a reasonable budget?

G32.35 is the answer

Gline

.....

Ironing made smart
with GMP

.....

Excellent results
in one time

G32.35 features a 3.20 m wide ironing surface and allows to process in one single time large bed sheets without folding them. The ironing process is optimized with the guarantee of an outstanding result.

Superior performance

Thanks to its efficient heating system G32.35 grants a high productivity. Ironing time is significantly reduced bringing further saving on utilities and labour.

Affordable investment

G32.35 is the ideal solution for the activities looking for a balance between productivity and budget. Combining a wide ironing surface with a compact structure, G32.35 grants an increased performance within an affordable budget.

Technical data & installation information

G32.35

Cylinder Dimensions	3200 x Ø325 mm
Supply Tension *	
Electric	V.400/3N/50Hz
Gas/Steam	V.230/1/50Hz
HEATING SOURCE	
Electric	Heating Power 39,6 kW
Gas	Thermal Power 47,25 kW
	Gas Consumption Nat. Gas 5 m³/h
	Gas Consumption LPG 3,7 kg/h
Steam	Average Consumption 40 kg/h
MOTOR(S)	
Electric/Steam	1 kW
Gas	1,2 kW
TOTAL ABSORPTION	
Electric	V.400/3: 59 A
Gas/Steam	V.230/1: 5 A
Ironing Speed, Variable	1,6 ÷ 5 m/min
Steam Extraction	405 m³/h
Fumes Extraction	140 m³/h
Hourly Production (Recommended Moisture 50%)	80 kg
Ironer Dimensions (wxdxh)	3740x585x1140 mm
Packing Dimensions (wxdxh)	3850x730x1560 mm
Weight, Gross/Net	780/715 kg

* DIFFERENT VOLTAGES THAN INDICATED AVAILABLE ON OPTION, PLEASE CONTACT OUR SALES OFFICES